



# **FREDDIE ARCHERY**

[www.koreanbow.com](http://www.koreanbow.com)

**2015-2016**

# **FREDDIE ARCHERY**

[www.koreanbow.com](http://www.koreanbow.com)



## **ENJOY YOUR SHOOTING!**

*Freddie Won's Korean Traditional Bow was first sold in Europe, known as the 'KAYA KTB', it impressed the European Archers with its performance and quickly became a representative goods of traditional archery. With the royalties from KTB sales, Freddie was able to set up his own company, Freddie Archery in 2009. Freddie opened his own research center and factory in Korea, and set to work making a new KTB. It is called NOMAD KTB, Black Shadow Bow, Guru Youth Bow, Phoenix Camouflage Bow.*

*Today, there are Freddie Archery's Korean Traditional Bows in over 62 countries around the world. Freddie Archery has grown to be an excellent worldwide bow performance company.*

*Archery Fans in Europe, USA, Canada, Malaysia, Indonesia, Thailand, China, Australia and many countries are enjoy to shooting Korean Traditional Bows and each archers are an expert in their country.*

*Recently Freddie Archery has invested in the Phoenix Camouflage Hunting Korean Bow. All the initial research, design and development of Freddie Archery is done at the headquarter in Korea. It's here that Freddie and his team of engineers are hard at work every day, constantly finding ways to make things perform better. The buck stops here.*

*Thank you and Enjoy your shooting!*

**Freddie WON** | CEO / Owner

# KOREAN TRADITIONAL BOWS

**BLACK SHADOW  
MATT**



**BLACK SHADOW**



**PHOENIX  
CAMOUFLAGE**



**NOMAD  
KTB**



**GURU  
YOUTH**



**TAEGEUK  
KOREAN BOW**



**TAEGEUK HORN BOW  
(Gakgung)**



# BLACK SHADOW MATT



LH

Considering user safety and arrow damage, we designed arrow resting area to be rounded



RH

\* Arrow Rest (optional item)



## BLACK SHADOW BOW MATT SPECIFICATION

**48", 53"**

Bow Length

15 / 20 / 25 / 30 / 35 / 40 / 45 / 50 / 55 or 60#@31"  
Draw Weight

Fast Flight String  
Sting

RH or LH (with Arrow Rest)  
Either RH or LH (without Arrow Rest)  
Type

14-15cm (5.5-6")  
Recommended Brace Height

330g  
Weight

\*String Included

\* This photo is for the product equipped the rest.  
There are also products which have no rest.

## BLACK SHADOW BOW MATT

With Matt version of Black shadow, you can enjoy impressive feeling that is different from glossy type.

This black-colored edition gives more simple, more refined and more luxurious feeling.

**NEW**

# BLACK SHADOW

Black Shadow range of traditional bow features a striking pallet of black and offers a graceful curve. Classified as a curve shape, the outline is full and generous from tip to grip providing maximum stability.

The rounded maintains ample surface area through the front of the bow and allows the archer to comfortably shoot their arrow forward.



## BLACK SHADOW BOW SPECIFICATION

**48", 53"**

Bow Length

15 / 20 / 25 / 30 / 35 / 40 / 45 / 50 / 55 or 60#@31"  
Draw Weight

Fast Flight String  
String

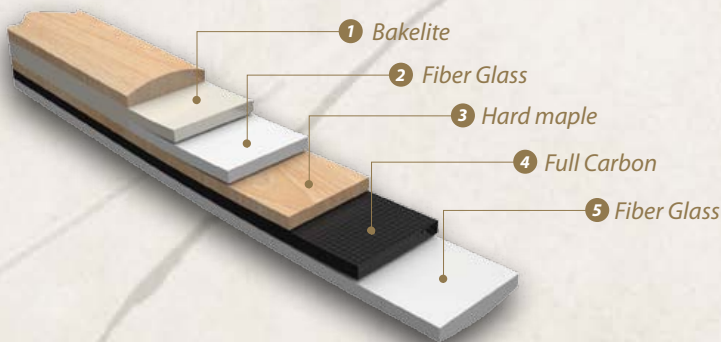
RH or LH(with Arrow Rest)  
Either RH or LH(without Arrow Rest)  
Type

14-15cm (5.5-6")  
Recommended Brace Height

330g  
Weight

\*String Included

## BLACK SHADOW Layer Information



\* This photo is for the product not equipped the rest. There are also products which equipped rest.

# PHOENIX

## PHOENIX CAMO BOW SPECIFICATION

**48"**

Bow Length

15 / 20 / 25 / 30 / 35 / 40 / 45 / 50 / 55 or 60#@31"  
Draw Weight

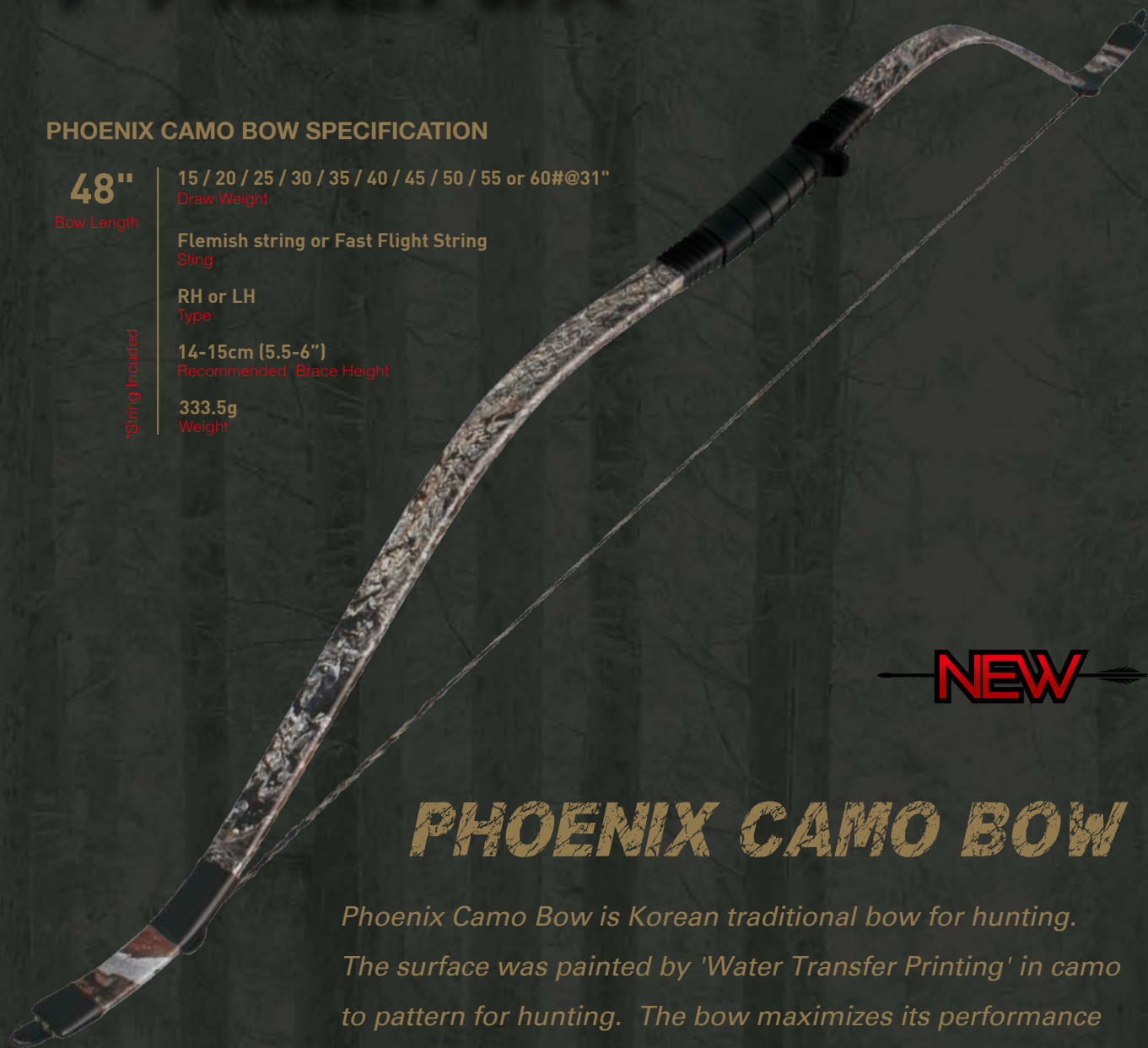
Flemish string or Fast Flight String  
String

RH or LH  
Type

14-15cm (5.5-6")  
Recommended Brace Height

333.5g  
Weight

\*String Included



**NEW**

## PHOENIX CAMO BOW

*Phoenix Camo Bow is Korean traditional bow for hunting. The surface was painted by 'Water Transfer Printing' in camo to pattern for hunting. The bow maximizes its performance by combining the merits of Korean traditional bow which is short, light and silent when shooting. It will be the best bow for Hunter.*

\* Camouflage Printing



\* Flemish string



# NOMAD

*Nomad KTB is the Korean Traditional Bow by Freddie Archery, a Korean manufacturer of Korean Traditional Bows. As such we have had much experience with Korean Traditional Archery and Bows. Craftsmanship goes beyond mere technical quality. This collection will feature works that represent the spirit and skill. Coming from the hands, the brain and the heart, it should be judged not just as a collection of parts, but rather as art.*

## NOMAD KTB (Korean Traditional Bow)

### NOMAD KTB SPECIFICATION

**48", 53"**

Bow Length

15 / 20 / 25 / 30 / 35 / 40 / 45 / 50 / 55 or 60#@31"  
Draw Weight

Fast Flight String  
String

Shoot either RH or LH users  
Type

14-15cm (5.5-6")  
Recommended Brace Height

370g  
Weight

\*String Included



# GURU

The Nomad Guru Youth Bow is perfect bow for youths of any ability. It is designed for beginners all the way to advanced ability levels. Ergonomics design of grip offer stellar comfort while learning to gripping and shooting. The carbon laminated base offers incredible support. Get on the field to the pros with the Nomad Guru Youth Bow.

## GURU YOUTH BOW

### GURU YOUTH BOW SPECIFICATION

<b>44"</b> Bow Length	15 / 20 / 25 or 29#@31" Draw Weight
*String Included	Fast Flight String Sting
	RH or LH Type
	14-15cm (5.5-6") Recommended Brace Height
	243g Weight





# TAEGEUK KOREAN BOW

*Taegeuk Korean Bow is fully hand-made by Korean bowyer, Mr. Cho Yeong-seok. So it has a clean finish and is solid and shows good performance. When shooting, the vibrations are not transferred to the bow arm because the grip part absorbs it. You can feel the beauty of Korean traditional graphic.*

## TAEGEUK KOREAN BOW SPECIFICATION

**49"**

Bow Length

25 / 30 / 35 / 40 / 45 / 50 / 55#@31"  
Draw Weight

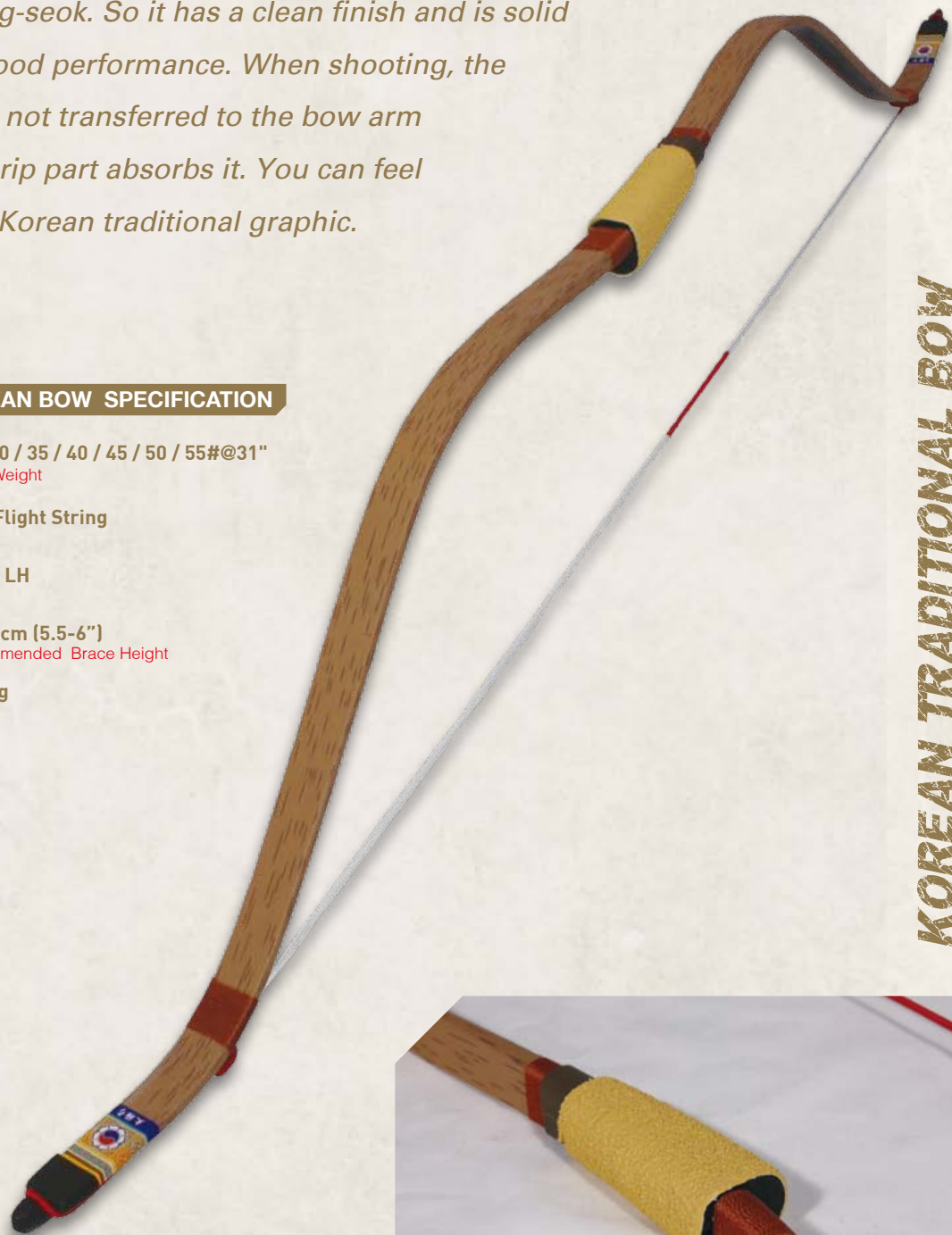
Fast Flight String  
Sting

RH or LH  
Type

14-15cm (5.5-6")  
Recommended Brace Height

385.5g  
Weight

\*String Included



KOREAN TRADITIONAL BOW



High adhesion &  
Best sense of grip

# TAEGEUK HORN BOW (Gakgung)

Taegeuk Horn bow is made by Korean master-level bowyer with water buffalo horn material on its belly. It minimizes the vibration and maximizes the elasticity. Horn has better elasticity than other materials and can be durable for many years. It will be the best bow for archer who loves archery.



Horn

the source of the image "Navercast"

## TAEGEUK HORN BOW SPECIFICATION

**49"**

Bow Length

15 / 20 / 25 / 30 / 35 / 40 / 45 / 50 / 55#@31"

Draw Weight

Fast Flight String

Sting

RH or LH

Type

14-15cm (5.5-6")

Recommended Brace Height

395.5g

Weight

\*String Included



# STRING & SHOOTING

The draw weight marked on the limbs is measured at a 31" standard of Korean Traditional Archery Association.

## KTB Draw Length

Bow Length	44"	48"	50"	53"
Max Draw Length	30"	31"	32"	33"

KTB Brace height Range : 5.5-6"(14-15cm)



1.

Attach the bowstring to the top limb tip of your bow. With one hand hold the bowstring in place.



2.


Step through your bow and rest the lower limb over your thigh while holding the loose end of the string with your free hand.



3.

Pull the top limb forward while bending down toward the lower limb tip. Hold the limb firmly to prevent it from twisting from side to side.

Place the lower end of the bowstring over the limb tip. Check both ends for proper string positioning and step back out through the bow.



4.

Find the center of the bow string. Measure 2.5" up. At that point wind with dental floss or thin serving material upward approx. 1/2", two layers deep or to fit the arrow nocks snugly (you will be nocking your arrow on the serving material ) then tie off . These bows require a higher than normal nock point.



5.

Nock your arrow on the string with the arrow on the right side of the bow. Next wrap your thumb around the bowstring directly under the arrow. Your index finger should hold your thumb and also press against the arrow shaft to help keep it pressed against the bow.



6.

Extend your bow arm and raise it above the target. Draw the bow string to a similar anchor position shown above. To release the string simply open and relax your thumb and index finger while continuing to hold tension.

# BOW A. version SET

## A. Version Component

KTB Bow Case + Bow & String + 3 Arrows + Glove or Thumb-Ring + Bow Cover-belt

BLACK SHADOW MATT SET

BLACK SHADOW SET

NOMAD KTB SET

TAEGEUK BOW SET / TAEGEUK HORN BOW (Gakgung) SET

### SET MODEL : BLACK SHADOW



KTB Bow Case



Bow & String



3 Arrows



or

Glove



Thumb Ring



Bow Cover-belt



# BOW SET

B. version

## B. Version Component

KTB Bow Case + Bow & String + 3 Arrows + Armguard + Leather Finger Tab + 2 Tube Quiver

BLACK SHADOW MATT SET / BLACK SHADOW SET

PHOENIX CAMO BOW SET


GURU SET

TAEGEUK BOW SET / TAEGEUK HORN BOW (Gakgung) SET

### SET MODEL : PHOENIX CAMO BOW



KTB Bow Case



Bow & String



3 Arrows



Armguard



Leather Finger Tab



2 Tube Quiver



# BOW ACCESSORIES



## NOMAD KTB ARROW

**Material :** Carbon Shaft, Cooper Point, VaneTec vanes, In-Nock

- #1 : 30.4inch-20.6g
- #2 : 31.6inch - 24.4g
- #3 : 32.2inch-28.1g
- #4 : 33.4inch-30.0g



## NOMAD KTB BAMBOO ARROW

**Material :** Bamboo Shaft, Cooper Point, Pheasant Feather, Bamboo Nock - Natural Materials

- #1 : 30.4inch - 20.6g
- #2 : 31.0inch - 22.58g
- #3 : 31.6inch - 24.4g



## NOBLESS FIBER ARROW

**Material :** Carbon Shaft, Cooper Point, VaneTec vanes, In-Nock

- #1 : 28.6inch-32.5g
- #2 : 32.8inch - 40.0g



An arrow shaft can become damaged from impacts with hard objects or other arrows, or after being shot into a target. A damaged arrow could break upon release and injure you or a bystander.

A damaged arrow should never be fired. You must carefully inspect each arrow shaft, nock and other components before each shot to see that they have not been damaged. Before shooting, place the arrow between your thumb and fingers, and using your other hand to slowly rotate the shaft, run your fingertips along the entire arrow length, feeling and looking closely for nicks, cracks, splits, dents, or other marks that could indicate the shaft has been damaged. If your arrow is crested, inspect for impact damage on the crest surface. If damage is present, remove the crest and inspect the shaft underneath the crest. If shaft damage is present, do not shoot the arrow. Discard the shaft.

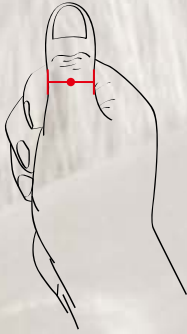
# BOW ACCESSORIES

## THUMB RING

Authentic style made from real cow horn.

This deluxe model has a raised ring for the string to lay on instead of against the flesh. Produces a better release and no thumb pain.


Size : 19~30mm



Measure the diameter of your thumb.



The diameter is size of thumb ring.



Once past the knuckle you will rotate it 90 degrees over the pad of your thumb. At this angle the thumb ring should be too tight to pull over the knuckle.

If too loose the thumb ring may be pulled off your thumb when shot. For safe and proper fit the thumb ring should not be able to be removed unless it is pointed to the side.



**Thumb Ring(General Style)**



Position your thumb directly below the arrow. Position the string on the ledge portion of the thumb ring. Close your thumb around the string. Grasp your thumb with your index finger to help hold it closed. Your index finger should be positioned against the arrow shaft and a slight pressure is applied against the arrow to help hold it against the bow.



**Thumb Ring(Male Style)**

# BOW ACCESSORIES



## KTB Glove

High quality leather

Type : RH/LH

Size : XL, L, M, S

Color : Brown

How to use the KTB Glove1



How to use the KTB Glove2



## Leather Finger Tab


High quality Suede Leather

Type : RH/LH

Size : L, M, S

Color : Brown

Being made of soft and light materials, it can be comfortable to shoot. Small but very rugged



## 2 Tube Quiver

High quality poly-fiber

Size : 17"

Color : Black

Includes two arrow tubes and slide type of belt clip / 17" long  
Great for youth shooters



## Armguard

High quality poly-fiber

Size : 6.6" x 3.2"

It is to protect bow arm. It is made up of elastic strap for length adjustment.



## Flemish string

Size : 48"(117.2 cm)



## KTB String

Material : Fast Flight

Size : 44"(112.5 cm)

48"(117.2 cm)

53"(124.0 cm)



## Arrow puller

High quality rubber




## Ground Quiver

Sturdy stand with 26" spike





# BOW ACCESSORIES



## Korean Traditional Archery

Thomas A. Duvernay with Nicholas Y. Duvernay

Korean Traditional Archery is a work meant to fill a need for an introductory book on the subject in English. Although there have been several books written on the subject in Korean, none are available in English. This work is not intended to be the final word on the subject; conversely, it is meant to be the first word.



## INTERNATIONAL TRADITIONAL BOWS AND ARROWS BOOK

You, Young-Ki, director of Young Jip Bow & Arrow Museum

International Traditional Bows and Arrows of Yesterday and Today by Yoo Young-Ki, director of Young Jip Bow & Arrow Museum

It's thought that for people living in the Stone Age who created the instruments for living by breaking or grinding down the stones, bows and arrows were not only effective weapons in comparison with the swords or javelins with which they had to personally fight against the fierce animals with strong teeth or sharp claws, but also significant inventions by which they defended their tribal community from the invaders and conquered territory.

It's difficult to say, exactly, when and by whom bows and arrows were invented, but they were made and more and more developed all around the globe, having proper qualities and shapes according to regions. To meet the situation and circumstances of each country, they were made long or short, or simply made with a piece of material or made by mixing the several materials with strong points, accordingly, they were classified according to country or region. And making the most of the special qualities of the bows, each country used them for fighting, hunting, or mind-body training.

# BOW ACCESSORIES



## KTB BOW CASE

Quality Cloth Material

Free Size for all kinds of KTB

Color : Black



## KTB BOW CASE (Chinese Character)

Quality Cloth Material



Free Size for all kinds of KTB

Color : Brown



\* Be Available As Bow Cover

## KTB BELT



1. Ready to tie
2. Tie the cover(belt) 1
3. Tie the cover(belt) 2
4. End of line fit
5. Put the arrows
6. Arrangement
7. Ready to use

Zawra

# BOW ACCESSORIES



**Zawra Arrow Rest Glove**

Type : RH/LH

Size : XL, L, M, S



**Zawra Draw Glove**

Type : RH/LH

Size : XL, L, M, S



**Zawra 3fingr Glove**

Type : RH/LH

Size : XL, M, S



**Zawra Arm Guard**

Weight : 55.5g

Size : 190 x190mm



**Zawra Lether Arm Guard**

Weight : 55.5g

Size : 190 x190mm



**Zawra Kids Arm Guard**

Weight : 27.0g

Size : 130 x140mm



**Zawra Turkish Quiver**

Weight : 175.0g

Size : 270 x 360mm



**Zawra Tube Side Quiver**

Weight : 140.5g

Size : 110 x 520mm



**Arm Guard**

Color : Blue / Black

Size : L, M, S



**T-gauge**

Color : Silver / Pink / Yellow


Size : 95 x 310mm



**FREDDIE**  
**ARCHERY**  
[www.koreanbow.com](http://www.koreanbow.com)

68-9, Jangan-gil, Pyeongtaek-si, Gyeonggi-do, Korea

Tel. +82-10-9448-5043 Fax. +82-31-667-5045 E-mail. [ktb@koreanbow.com](mailto:ktb@koreanbow.com)

 <https://www.facebook.com/freddie.won.3>

**BLACK SHADOW**

**PHOENIX**

**NOMAD**

**GURU**